

Scaled data based on original data using
LM-79-08 Approved Method: Electrical and Photometric Measurements of Solid-
State Lighting Products

Test Report Prepared for
Cooper Lighting Solutions
(formerly Eaton)

Brand: STREETWORKS

Report Number: P300326

Luminaire Tested: **GAA-AF-06-LED-U-AFL-7030**

Issue Date: 3/3/2020

Test Information

Test Method: LM-79-08
Report Number: P300326
TEST IS SCALED FROM IESNA LM-79-08 TEST DATA (P24165)
Test Lab: INNOVATION CENTER P2
Issue Date: 3/3/2020
Manufacturer: COOPER LIGHTING SOLUTIONS (FORMERLY EATON)
Product Line: STREETWORKS
Catalog Number: GAA-AF-06-LED-U-AFL-7030
Description: GALLEONNAIRE AREA AND ROADWAY LUMINAIRE
(6) 70 CRI, 3000K CCT 1050mA LIGHTSQUARE WITH 16 LEDS EACH AND Automotive Frontline OPTICS
Light Source: -
Ballast/Driver: -

Summary

Lumens per Lamp: N/A
Luminaire Lumens: 35208.7 lumens
Efficiency: N/A
Efficacy: 105.7 lumens/watt
Luminous Opening: Rectangular (W 1.5' x L: 1' x H: 0')
IES Classification: Type II - Short - Full Cutoff
BUG Rating: B3 - U0 - G3

Input Watts (W): 333
Input Voltage (V): NR
Input Current (Ain): NR
Voltage Rise (V): NR
Power Factor: NR
Total Harmonic Distortion (THDi): NR
Frequency (hertz): 60
Stabilization Time: NR
Operation Time: NR
Ambient Temperature (°C): NR
Test Distance: 28.75 FT

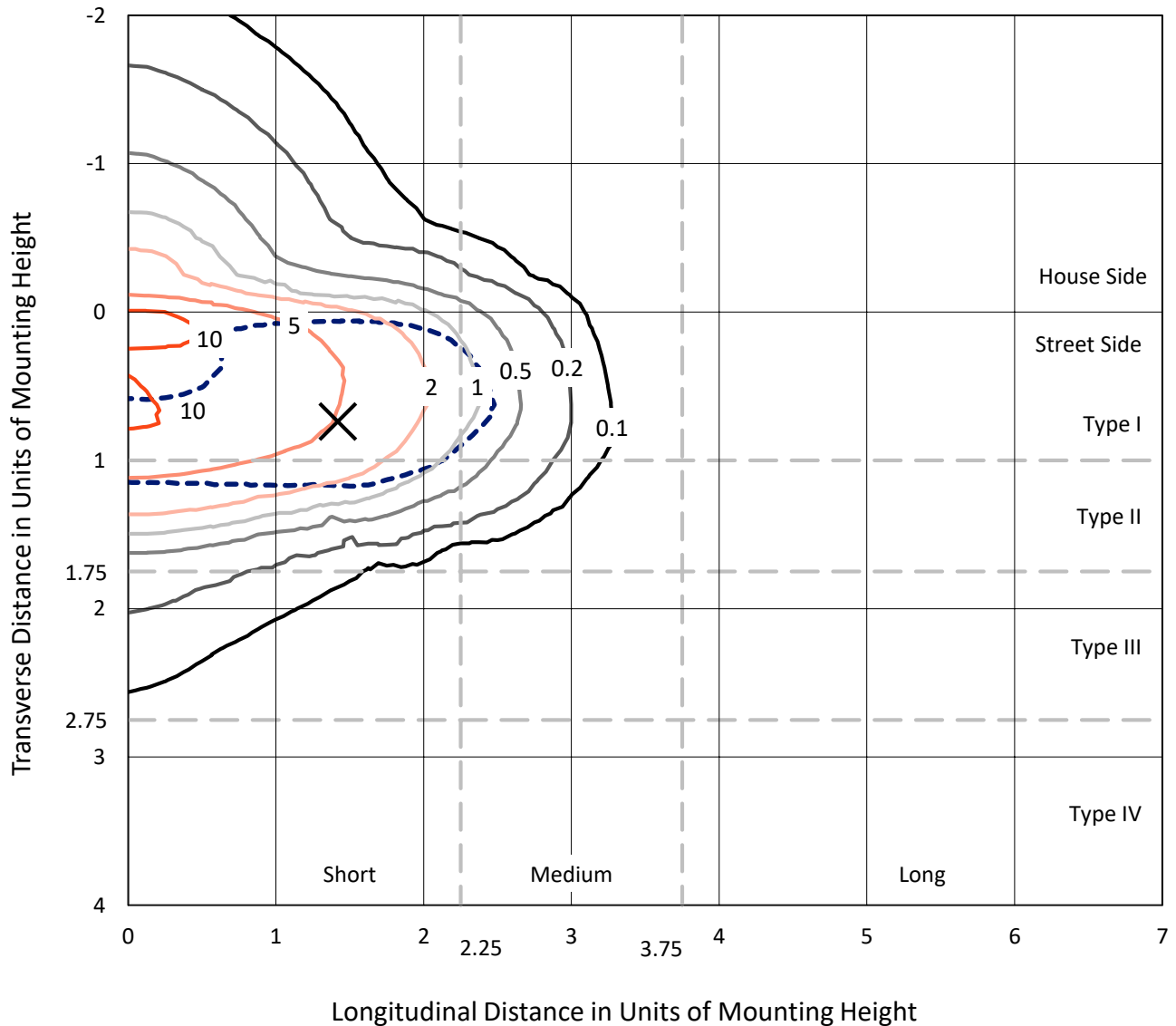


REPORT NUMBER: P300326

CATALOG NUMBER: GAA-AF-06-LED-U-AFL-7030

Iso-Footcandle Lines of Horizontal Illumination

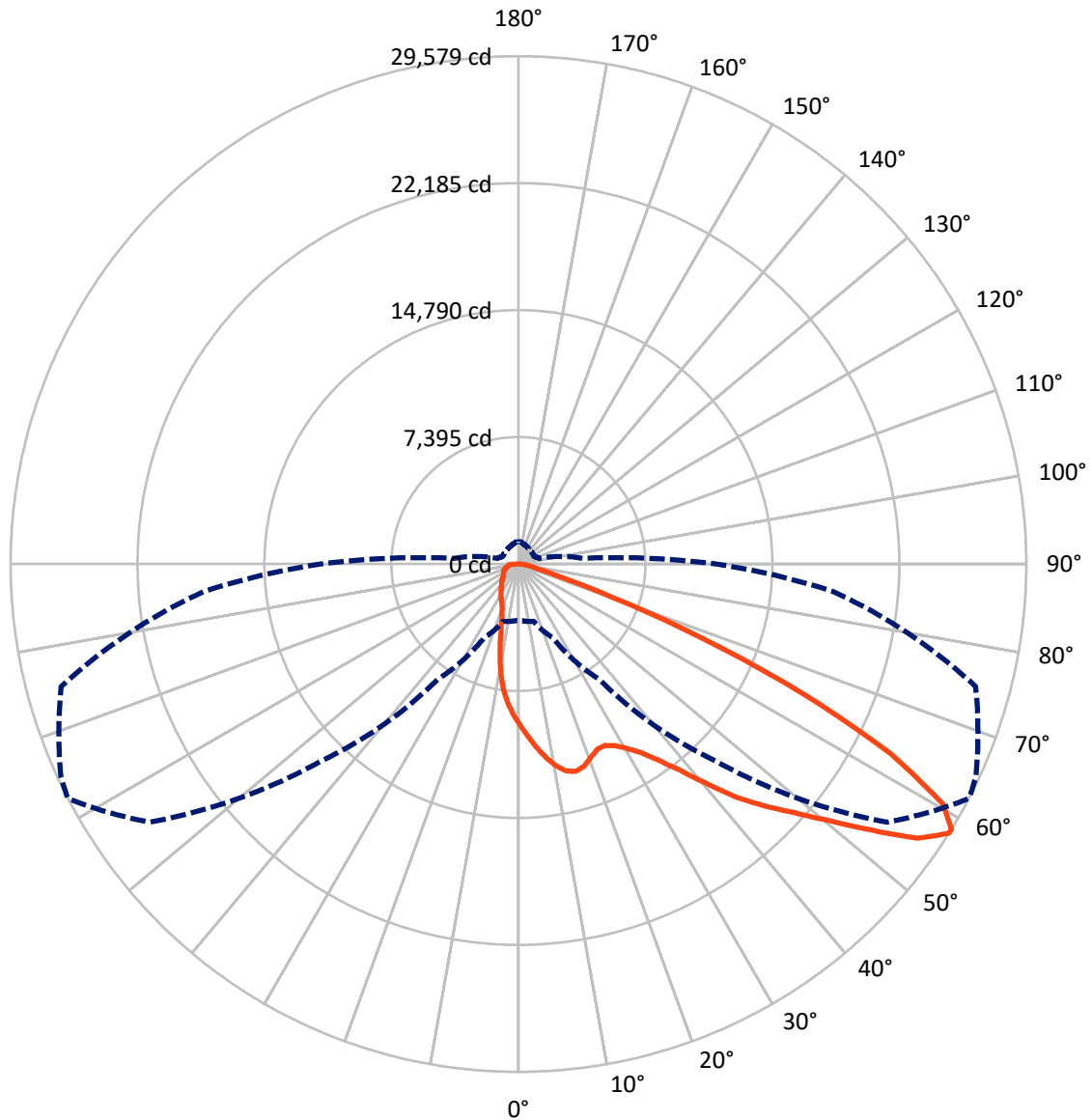
✕ Max cd
 - - - 1/2 Max cd



Based on 30 foot mounting height. Maximum calculated value = 12.7 fc
 Type II - Short - Full Cutoff

REPORT NUMBER: P300326
CATALOG NUMBER: GAA-AF-06-LED-U-AFL-7030

Luminous Intensity Polar Plot



— Vertical Plane Through 62.5-Deg Lateral - - - Horizontal Cone Through 58-Deg Vertical

REPORT NUMBER: P300326

CATALOG NUMBER: GAA-AF-06-LED-U-AFL-7030

FLUX DISTRIBUTION:

		Downward	Upward	Total
House Side	Lumens	5369.5	0.0	5369.5
	% Fixture	15.3	0.0	15.3
Street Side	Lumens	29839.2	0.0	29839.2
	% Fixture	84.7	0.0	84.7
Total	Lumens	35208.7	0.0	35208.7
	% Fixture	100.0	0.0	100.0

ZONAL LUMENS:

Zone	Lumens	% Fixture
0°-10°	836.4	2.4
10°-20°	2138.1	6.1
20°-30°	3456.3	9.8
30°-40°	5486.8	15.6
40°-50°	8028.3	22.8
50°-60°	8397.0	23.8
60°-70°	4960.9	14.1
70°-80°	1397.5	4.0
80°-90°	507.4	1.4
90°-100°	0.0	0.0
100°-110°	0.0	0.0
110°-120°	0.0	0.0
120°-130°	0.0	0.0
130°-140°	0.0	0.0
140°-150°	0.0	0.0
150°-160°	0.0	0.0
160°-170°	0.0	0.0
170°-180°	0.0	0.0
0°-90°	35208.7	100.0
0°-180°	35208.7	100.0

Coefficient of Utilization



REPORT NUMBER: P300326

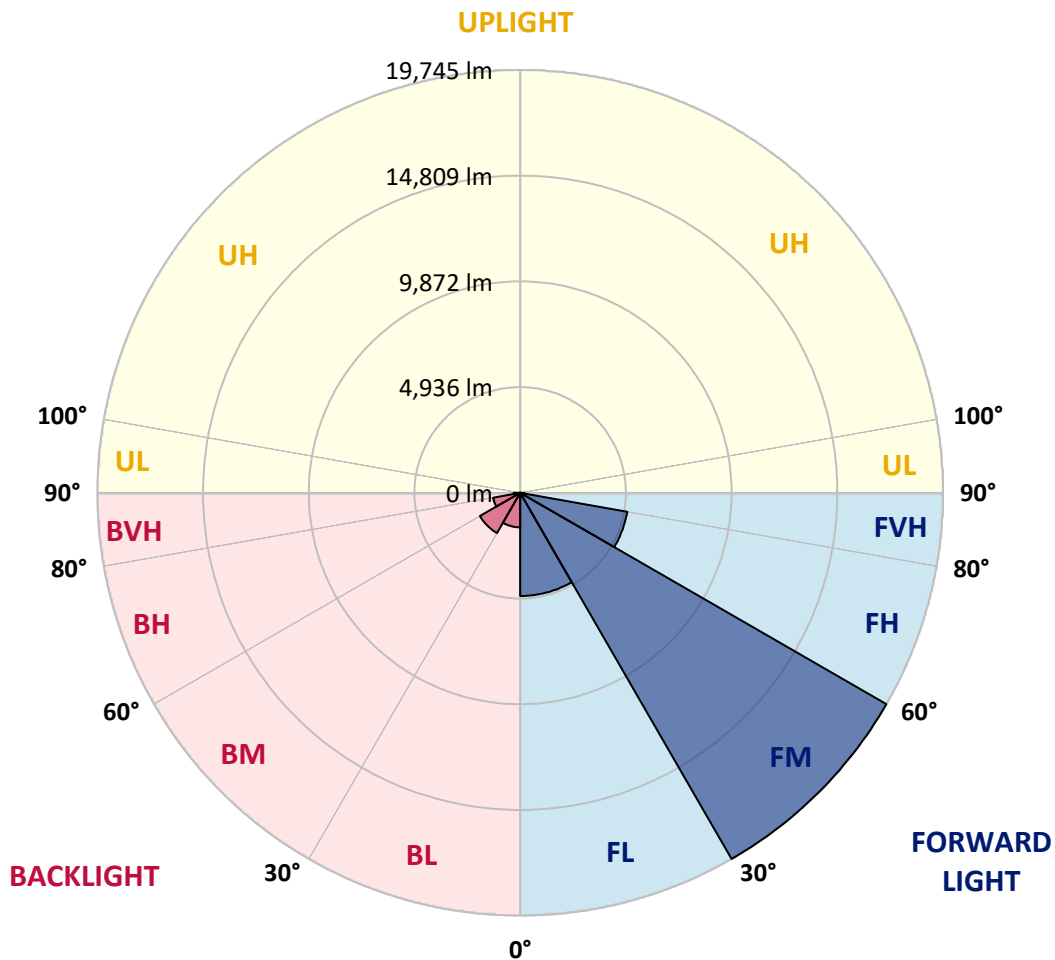
CATALOG NUMBER: GAA-AF-06-LED-U-AFL-7030

LUMINAIRE CLASSIFICATION SYSTEM LUMEN TABLE AND BUG RATING:

Zone	Lumens	% Fixture	Zone Rating/Lumen Limit		
			B	U	G
FL (0°-30°)	4817.0	13.7			
FM (30°-60°)	19744.8	56.1			
FH (60°-80°)	5077.2	14.4			G3/7500
FVH (80°-90°)	200.2	0.6			G2/225
BL (0°-30°)	1613.8	4.6	B3/2500		
BM (30°-60°)	2167.2	6.2	B2/2500		
BH (60°-80°)	1281.2	3.6	B3/2500		G3/2500
BVH (80°-90°)	307.2	0.9			G3/500
UL (90°-100°)	0.0	0.0		U0/0	
UH (100°-180°)	0.0	0.0		U0/0	

BUG Rating: B3-U0-G3

Type II Short





REPORT NUMBER: P300326

CATALOG NUMBER: GAA-AF-06-LED-U-AFL-7030

CANDELA DISTRIBUTION (FULL):

	0°	5°	15°	25°	35°	45°	55°	62.5°	65°	75°	85°
0°	9352.5	9352.5	9352.5	9352.5	9352.5	9352.5	9352.5	9352.5	9352.5	9352.5	9352.5
2.5°	10687.1	10600.9	10546.2	10498.1	10435.1	10300.8	10120.1	10005.7	9947.7	9750.4	9516.6
5°	11734.9	11658.7	11602.3	11537.6	11424.9	11214.3	10922.5	10690.4	10576.0	10181.4	9713.9
7.5°	11489.6	11521.1	11618.9	11789.6	11935.5	11907.4	11647.1	11352.0	11201.1	10652.3	9942.7
10°	10010.7	10065.4	10234.5	10634.1	11280.7	11943.8	12146.1	11942.2	11789.6	11118.2	10178.1
12.5°	9713.9	9712.2	9725.5	9831.6	10216.3	11149.7	12162.7	12368.3	12277.1	11562.5	10418.5
15°	9834.9	9838.2	9828.3	9873.1	9992.4	10362.2	11655.4	12532.4	12597.1	12010.2	10667.2
17.5°	10153.3	10145.0	10106.8	10106.8	10149.9	10294.2	11058.5	12379.9	12678.3	12406.4	10886.1
20°	10687.1	10649.0	10547.8	10455.0	10408.6	10486.5	10813.1	12028.4	12537.4	12752.9	11066.8
22.5°	11333.7	11303.9	11139.7	10940.8	10780.0	10778.3	10939.1	11721.7	12293.7	13079.5	11219.3
25°	12169.3	12121.2	11877.5	11559.2	11277.3	11169.6	11214.3	11706.8	12161.0	13434.3	11355.3
27.5°	13150.8	13063.0	12774.5	12315.2	11900.7	11683.5	11618.9	11977.0	12282.1	13873.7	11544.3
30°	14341.2	14240.1	13870.4	13271.9	12686.6	12330.1	12192.5	12456.1	12683.3	14409.2	11847.7
32.5°	15695.8	15549.9	15122.1	14462.3	13693.0	13149.2	12925.3	13089.5	13270.2	15054.1	12227.3
35°	17567.6	17393.5	16775.1	15864.9	14996.1	14248.4	13890.3	14009.6	14185.4	16015.8	12776.1
37.5°	18844.2	18766.3	18355.1	17499.6	16554.6	15694.1	15140.4	15210.0	15309.5	17217.8	13479.1
40°	18832.6	18864.1	18872.4	18880.7	18237.4	17413.4	16818.2	16745.2	16725.4	18537.5	14278.2
42.5°	17889.2	18018.5	18436.4	19283.6	19674.8	19296.8	18751.4	18540.8	18436.4	20092.6	15125.4
45°	16445.2	16514.8	17297.3	18952.0	20411.0	21162.0	20749.2	20086.0	19897.0	21521.8	15828.4
47.5°	15700.7	15777.0	16269.4	18073.3	20402.7	22669.1	22907.8	21644.5	21306.3	22765.2	16435.2
50°	13928.4	14087.6	14707.6	16544.6	19658.3	23362.1	25164.3	23501.4	22801.7	23975.5	17043.7
52.5°	10673.9	10919.2	11613.9	14031.2	17769.9	23018.9	26969.8	25752.9	24764.7	25229.0	17565.9
55°	6732.9	6915.3	7498.9	9909.5	14215.2	21233.3	27654.5	28188.4	27309.7	26416.0	18018.5
57.5°	3660.7	3742.0	3960.8	5471.2	9246.4	17285.7	26656.4	29574.4	29209.7	27424.1	18360.1
58°	3276.1	3330.8	3466.8	4741.7	8200.2	16206.4	26213.8	29579.4	29397.0	27571.6	18386.6
60°	2430.5	2402.4	2281.3	2705.8	4564.3	11196.1	23537.8	28395.6	28931.1	27752.3	18257.3
62.5°	2135.4	2067.5	1820.4	1792.2	2220.0	5157.9	18010.3	24323.7	25588.7	26721.1	17471.4
65°	2006.1	1933.2	1614.8	1512.0	1601.6	2181.9	10609.2	18242.4	19829.0	23594.2	15462.0
67.5°	1910.0	1815.4	1483.9	1342.9	1349.6	1442.4	4252.6	11489.6	13275.2	17914.1	12026.7
70°	1817.1	1714.3	1372.8	1210.3	1172.2	1140.7	1691.1	5751.4	7371.2	11315.5	7668.0
72.5°	1717.6	1616.5	1275.0	1105.8	1031.2	926.8	1104.2	2352.6	3286.0	5353.5	3478.4
75°	1573.4	1482.2	1177.1	1013.0	906.9	767.6	833.9	1228.5	1473.9	2132.1	1676.2
77.5°	1396.0	1321.4	1067.7	936.7	804.1	623.4	641.6	852.2	945.0	1220.2	996.4
80°	1003.1	1029.6	950.0	842.2	716.2	505.7	492.4	621.7	671.5	784.2	648.3
82.5°	704.6	719.5	785.9	688.0	591.9	397.9	363.1	437.7	467.5	515.6	349.8
85°	485.8	469.2	538.8	479.1	427.7	265.3	248.7	296.8	315.0	320.0	180.7
87.5°	291.8	291.8	311.7	257.0	230.5	137.6	134.3	169.1	180.7	172.4	99.5
90°	0.0	0.0	0.0	0.0	0.0	0.0	0.0	0.0	0.0	0.0	0.0



REPORT NUMBER: P300326

CATALOG NUMBER: GAA-AF-06-LED-U-AFL-7030

CANDELA DISTRIBUTION (continued):

	90°	95°	105°	115°	125°	135°	145°	155°	165°	175°	180°
0°	9352.5	9352.5	9352.5	9352.5	9352.5	9352.5	9352.5	9352.5	9352.5	9352.5	9352.5
2.5°	9377.3	9259.6	9009.3	8808.7	8555.0	8291.4	8143.8	7986.3	7878.6	7800.6	7925.0
5°	9448.6	9208.2	8690.9	8200.2	7658.0	7094.3	6666.6	6268.7	5991.8	5819.4	5981.9
7.5°	9561.4	9191.6	8367.6	7528.7	6555.5	5617.1	4778.2	4252.6	3945.9	3795.0	3889.5
10°	9690.7	9165.1	7988.0	6618.5	5225.8	4043.7	3417.0	3204.8	3135.2	3107.0	3120.3
12.5°	9798.5	9108.8	7522.1	5517.6	3924.4	3193.2	3012.5	3007.5	3022.4	3025.7	3030.7
15°	9874.7	9025.9	6830.7	4370.3	3138.5	2909.7	2899.7	2929.6	2957.8	2969.4	2976.0
17.5°	9926.1	8855.1	6049.8	3455.2	2811.9	2772.1	2795.3	2833.4	2863.3	2871.6	2878.2
20°	9921.1	8604.7	5119.7	2881.5	2634.5	2634.5	2674.3	2704.1	2705.8	2695.8	2700.8
22.5°	9869.7	8261.5	4217.8	2576.4	2477.0	2505.2	2544.9	2516.8	2400.7	2324.4	2329.4
25°	9783.5	7852.0	3445.2	2382.5	2331.1	2380.8	2369.2	2157.0	1991.2	1916.6	1916.6
27.5°	9707.3	7367.9	2851.7	2213.4	2185.2	2246.5	2040.9	1848.6	1779.0	1744.2	1732.6
30°	9652.6	6845.7	2455.4	2050.9	2047.6	2002.8	1770.7	1717.6	1706.0	1677.8	1667.9
32.5°	9665.8	6316.8	2201.8	1908.3	1919.9	1714.3	1641.4	1653.0	1643.0	1613.2	1599.9
35°	9775.2	5814.4	2036.0	1779.0	1744.2	1548.5	1565.1	1586.7	1583.3	1541.9	1528.6
37.5°	9970.9	5338.6	1926.5	1671.2	1522.0	1465.6	1492.2	1525.3	1517.0	1488.8	1478.9
40°	10176.5	4890.9	1837.0	1586.7	1391.0	1409.3	1432.5	1450.7	1459.0	1467.3	1460.6
42.5°	10377.1	4423.4	1727.6	1500.4	1336.3	1356.2	1366.1	1384.4	1429.1	1460.6	1459.0
45°	10496.5	3984.0	1614.8	1377.8	1293.2	1304.8	1298.2	1334.6	1389.4	1440.8	1442.4
47.5°	10629.1	3642.5	1525.3	1265.0	1251.7	1260.0	1240.1	1276.6	1326.4	1389.4	1396.0
50°	10789.9	3438.6	1454.0	1175.5	1195.4	1195.4	1190.4	1223.6	1293.2	1366.1	1379.4
52.5°	10972.3	3398.8	1394.3	1110.8	1139.0	1137.4	1142.3	1192.1	1268.3	1339.6	1351.2
55°	11194.4	3506.6	1329.7	1062.7	1084.3	1090.9	1107.5	1163.9	1228.5	1309.8	1314.8
57.5°	11453.1	3725.4	1278.3	1024.6	1034.6	1056.1	1082.6	1134.0	1203.7	1293.2	1298.2
58°	11496.2	3771.8	1270.0	1021.3	1024.6	1049.5	1079.3	1129.1	1198.7	1296.5	1301.5
60°	11497.8	3926.0	1251.7	1006.4	986.5	1027.9	1061.1	1110.8	1190.4	1308.1	1319.7
62.5°	11090.0	3924.4	1238.5	984.8	946.7	998.1	1036.2	1094.2	1182.1	1336.3	1359.5
65°	9765.3	3566.2	1175.5	951.7	915.2	971.6	1014.7	1082.6	1205.3	1459.0	1473.9
67.5°	7638.2	2923.0	1057.8	905.2	873.7	945.0	1001.4	1081.0	1230.2	1487.2	1497.1
70°	5050.1	2186.8	928.4	852.2	830.6	913.5	1008.0	1137.4	1202.0	1427.5	1401.0
72.5°	2621.2	1535.3	824.0	785.9	780.9	885.3	1104.2	1130.7	1173.8	1342.9	1309.8
75°	1376.1	1066.1	732.8	712.9	721.2	878.7	1303.1	1100.9	1137.4	1284.9	1347.9
77.5°	842.2	860.5	654.9	646.6	663.2	858.8	1301.5	1062.7	1084.3	1182.1	1251.7
80°	563.7	698.0	595.2	596.9	608.5	785.9	1168.9	1003.1	1019.6	1117.5	1188.7
82.5°	356.5	412.8	540.5	568.7	553.8	648.3	993.1	913.5	936.7	1278.3	1351.2
85°	180.7	258.6	469.2	547.1	499.0	454.3	805.8	800.8	812.4	921.8	963.3
87.5°	82.9	142.6	366.4	477.5	376.4	283.5	585.3	593.5	640.0	654.9	654.9
90°	0.0	0.0	0.0	0.0	0.0	0.0	0.0	0.0	0.0	0.0	0.0

(END OF REPORT)